





PVTPMT2007A

Perfecting the Air

- Warning**  • Ask a qualified installer or contractor to install this product. Do not try to install the product yourself. Improper installation can result in water or refrigerant leakage, electrical shock, fire or explosion.
- Use only those parts and accessories supplied or specified by Daikin. Ask a qualified installer or contractor to install those parts and accessories. Use of unauthorised parts and accessories or improper installation of parts and accessories can result in water or refrigerant leakage, electrical shock, fire or explosion.
 - Read the user's manual carefully before using this product. The user's manual provides important safety instructions and warnings. Be sure to follow these instructions and warnings.
- Notice**  • About harmonics, since this product is equipped with an inverter, harmonics will be generated. If local laws require the suppression of harmonics on the building, please take harmonic suppression measures on the electrical equipment side. Please contact your local sales company for details.
- If you have any enquiries, please contact your local importer, distributor and/or retailer.



DIRECT AIR BLOW

DUCT CONNECTION



DUCT TYPE

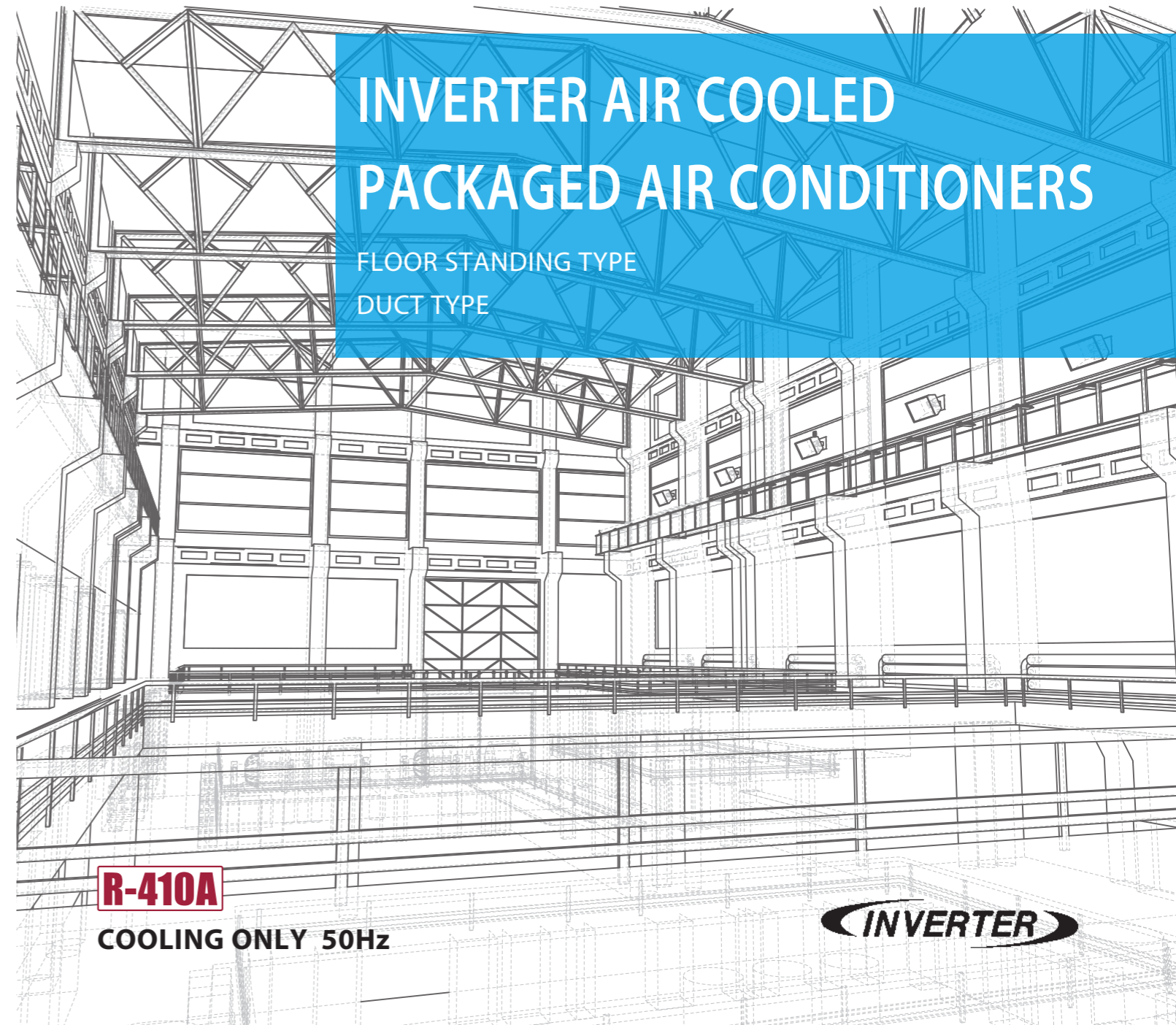


OUTDOOR UNIT

FLOOR STANDING TYPE

Cautions on product corrosion

1. Air conditioners should not be installed in areas where corrosive gases, such as acid gas or alkaline gas, are produced.
2. If the outdoor unit is to be installed close to the sea shore, direct exposure to the sea breeze should be avoided. If you need to install the outdoor unit close to the sea shore, contact your local distributor.



**INVERTER AIR COOLED
PACKAGED AIR CONDITIONERS**

FLOOR STANDING TYPE
DUCT TYPE

R-410A

COOLING ONLY 50Hz



Dealer

PT. DAIKIN AIRCONDITIONING INDONESIA

HEAD OFFICE :
Wisma KEIAI 18th Floor
Jl. Jendral Sudirman Kav. 3, Jakarta Pusat 10220
Telp : +6221 5724 377
Fax : +6221 5724 366/55
Website : www.daijin.co.id



Management System
ISO 9001:2015
www.tuv.com



0800 1 081 081
BERSAMA SAMA
365 hari/tahun
Jam Beroperasi :
Senin - Jumat :
07.00 - 19.00 WIB
Sabtu - Minggu & Libur Nasional :
08.00 - 17.00 WIB










- **SERVICE AND SPARE PARTS :** Jakarta Selatan, Telp. : 021-2782 5545
 - Cirebon, Telp. : 0231-880 2760 | Samarinda, Telp. : 0541-252 2889 | Banjarmasin, Tlp. : 0511-326 8168
 - **TRAINING CENTER :** Sunter, Telp. : 021-650 5028 • **BRANCH :** Bekasi, Telp. : 021-2945 0585
 - Tangerang, Telp. : 021-5314 1195 | Bandung, Telp. : 022-522 5150 | Semarang, Telp. : 024-7660 3221
 - Yogyakarta, Telp. : 0274-551 321 | Surabaya, Telp. : 031-503 1138 | Denpasar, Telp. : 0361-900 5514
 - Makassar, Telp. : 0411-805 2691 | Palembang, Telp. : 0711-573 2282 | Pekanbaru, Telp. : 0761-561 139
 - Medan, Telp. : 061-4200 8866 | Manado, Telp. : 0341-719 1199
- Daikin Contact Center : 0800 1 081 081 (Toll Free)**

Specifications, designs and other content appearing in this brochure are current as of August 2020 but subject to change without notice.

Inverter Packaged Air Conditioner Line Up for Factories and Offices









Product Line Up **R-410A**

FLOOR STANDING TYPE Cooling only 50Hz

Capacity	kW	20.0	26.7	40.0	50.0
	Btu/h	68,000	91,000	136,000	171,000
FLOOR STANDING TYPE DIRECT AIR BLOW <small>Specifications Page 5</small>					
		FVGR200PV1(4)	FVGR250PV1(4)		
FLOOR STANDING TYPE DUCT CONNECTION <small>Specifications Page 5</small>					
			FVPR250PY1(4)	FVPR400PY1(4)	FVPR500PY1(4)
OUTDOOR UNIT					
		RZUR200PY1(4)	RZUR250PY1(4)	RZUR400PY1(4)	RZUR500PY1(4)



DUCT TYPE Cooling only 50Hz

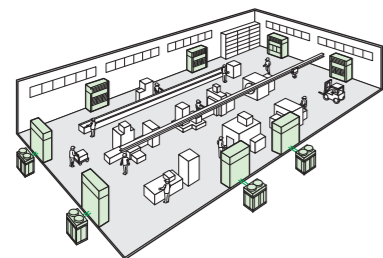
Capacity	kW	20.0	26.7	40.0	50.0
	Btu/h	68,000	91,000	136,000	171,000
DUCT TYPE <small>Specifications Page 6</small>					
		FDR200PY1(4)	FDR250PY1(4)	FDR400PY1(4)	FDR500PY1(4)
OUTDOOR UNIT					
		RZUR200PY1(4)	RZUR250PY1(4)	RZUR400PY1(4)	RZUR500PY1(4)



DIRECT AIR BLOW

Direct air blow from indoor unit with plenum

- Comfortable factory air conditioning using multiple indoor units installed in accordance with the space.
- Installation is next to walls, so units will not affect the factory layout even if the changes are made.

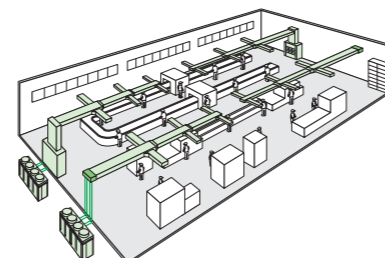


DUCT CONNECTION

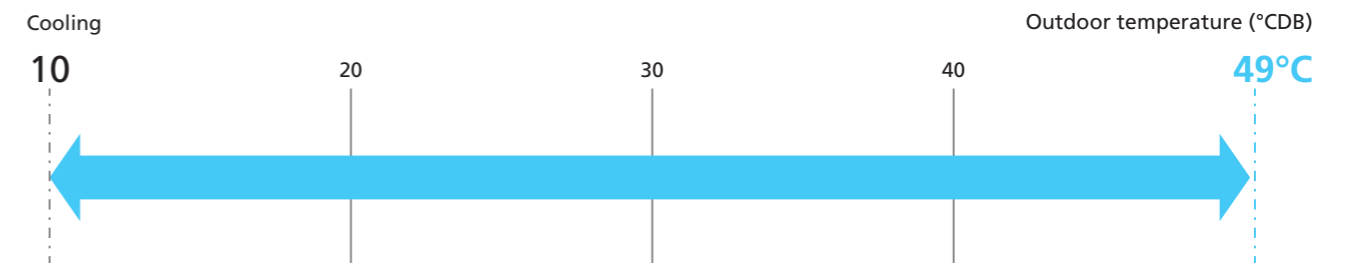
DUCT TYPE

Air blow via connected ducts

- Comfortable air conditioning of the entire factory by connecting a blow duct at the top of the indoor unit.
- Note: Ducts to be procured locally.



Extended operation range up to 49°C

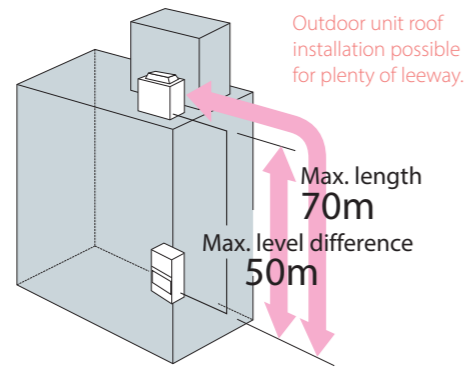


Note: When outdoor temperature falls below 10°C, the thermostat shuts OFF, the outdoor unit stops, and operation switches from cooling to fan operation.

Design flexibility

Designed for long refrigerant piping

70 m maximum length and 50 m maximum level difference to cover medium- and large-scale building needs.



High external static pressure

The outdoor unit has been achieved high external static pressure up to 78.4 Pa, ensuring the efficient heat dissipation and stable operation of equipment in either hierarchical or intensive arrangement.

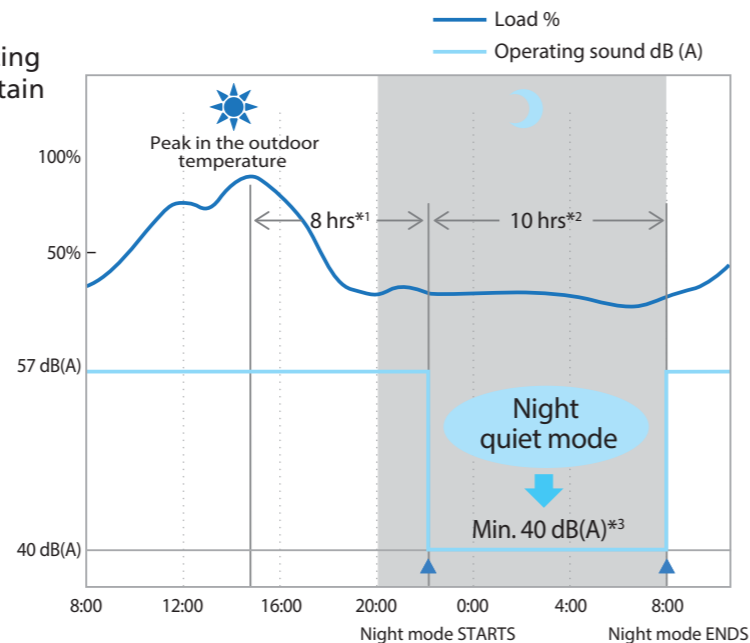


Nighttime quiet operation function

The nighttime quiet operation function automatically suppresses the nighttime operating sound by reducing operation capacity to maintain the quiet environment of the neighborhood. Three selectable modes are available depending on the required level.

*1. Initial setting is 8 hours. Can be selected from 6, 8 and 10 hours.
*2. Initial setting is 9 hours. Can be selected from 8, 9 and 10 hours.
*3. In case of RZUR250PY1(4).

Notes: • This function is available in setting at site.
• The operating sound in quiet operation mode is the actual value measured by our company.
• The relationship of outdoor temperature (load) and time shown above is just an example.



Reliability

Backup operation function

Compressor backup operation function



* For RZUR400/500PY1(4) models. On-site settings are required using the PCB of the outdoor unit.

Centralized management system extension

Centralized management can integrate with D-BACS system with high speed data transfer. Centralized control is now available when using with Inverter packaged air conditioners. Display of air filter cleaning times and self-inspection function for simple maintenance.



Enhanced varieties of factory modification

Factory Modification	Floor Standing Type		Duct Type
	Direct Air Blow	Duct Connection	
Change fan motor and pulley	-	<input type="checkbox"/>	-
Discharge grill plenum chamber	<input type="radio"/>	<input type="checkbox"/>	-
Side discharge grill on discharge plenum chamber	<input type="checkbox"/>	<input type="checkbox"/>	-
Front suction high efficiency filter chamber	-	<input type="checkbox"/>	-
Front suction base flange for front suction high efficiency filter chamber	-	<input type="checkbox"/>	-
Suction grill for front suction high efficiency filter chamber	-	<input type="checkbox"/>	-
Rear suction	-	<input type="checkbox"/>	-
Drain pump	<input type="checkbox"/>	<input type="checkbox"/>	-
Change 2 blowers to reduce noise for direct flow	-	<input type="checkbox"/> *	-
2 step airflow by toggle switch	<input type="checkbox"/>	-	-

Note:
* For FVPR500PY1(4) only

Specifications

FLOOR STANDING TYPE DIRECT AIR BLOW

Model Name	Indoor unit		FVGR200PV1(4)		FVGR250PV1(4)	
	Outdoor unit		RZUR200PY1(4)		RZUR250PY1(4)	
Cooling capacity ¹ (Max.)	Btu/h		68,000 (74,000)		91,000 (96,000)	
	kW		20.0 (21.7)		26.7 (28.1)	
Power consumption ¹	kW		7.25		9.64	
Indoor unit	Power supply		1 Phase, 220-240 V, 50 Hz			
	Colour		Ivory White			
	Air flow rate (H)	m ³ /min	80			
		cfm	2,830			
	Fan	Motor output	1Ø AC 0.245 + 0.245kW			
		Drive	Direct Drive 3 Speed			
	Dimensions (H×W×D)	mm	1,870×1,170×510			
	Machine weight	kg	149			
	Sound level	dB(A)	61			
	Drain	mm	PS 1B Internal thread			
Outdoor unit	Power supply		3 Phase, 380-415 V, 50 Hz			
	Colour		Ivory white			
	Compressor	Type	Hermetically sealed scroll type			
		Motor output	kW	3.4×1		4.5×1
	Air flow rate (H)	m ³ /min	178			
	Dimensions (H×W×D)	mm	1,657×930×765			
	Machine weight	kg	175		185	
	Sound level ²	dB(A)	56		57	
	Operation range	°CDB	10 to 49			
	Refrigerant charge	kg	5.9		6.7	
Refrigerant Piping	Liquid	mm	Ø 9.5 (Brazing)			
	Gas	mm	Ø 19.1 (Brazing)		Ø 22.2 (Brazing)	
Max. piping length	m	70 (equivalent length 90 m)				
Max. level difference	m	50				

FLOOR STANDING TYPE DUCT CONNECTION

Model Name	Indoor unit		FVPR250PY1(4)		FVPR400PY1(4)		FVPR500PY1(4)	
	Outdoor unit		RZUR250PY1(4)		RZUR400PY1(4)		RZUR500PY1(4)	
Cooling capacity ¹ (Max.)	Btu/h		91,000 (96,000)		136,000 (150,000)		171,000 (176,000)	
	kW		26.7 (28.1)		40.0 (44.0)		50.0 (51.6)	
Power consumption ¹	kW		9.27		17.02		23.26	
Indoor unit	Power supply		3 Phase, 380-415 V, 50 Hz					
	Colour		Ivory White					
	Air flow rate (H)	m ³ /min	80		120		162	
		cfm	2,830		4,240		5,720	
	External static pressure ³	Pa	147					
	Fan	Motor output	3Ø AC 1.5kW		3Ø AC 2.2kW		3Ø AC 3.7kW	
		Drive	Belt Drive					
	Dimensions (H×W×D)	mm	1,740×1,170×510		1,870×1,170×720		1,870×1,470×720	
	Machine weight	kg	156		200		250	
	Sound level	dB(A)	61		62		63	
Drain	mm	PS 1B Internal thread						
Outdoor unit	Power supply		3 Phase, 380-415 V, 50 Hz					
	Colour		Ivory white					
	Compressor	Type	Hermetically sealed scroll type					
		Motor output	kW	4.5×1		(3.5×1)+(3.5×1)		(4.9×1)+(4.2×1)
	Air flow rate (H)	m ³ /min	178		257		297	
	Dimensions (H×W×D)	mm	1,657×930×765		1,657×1,240×765			
	Machine weight	kg	185		260		291	
	Sound level ²	dB(A)	57		60		65	
	Operation range	°CDB	10 to 49					
	Refrigerant charge	kg	6.7		8.2		11.7	
Refrigerant Piping	Liquid	mm	Ø 9.5 (Brazing)		Ø 12.7 (Brazing)		Ø 15.9 (Brazing)	
	Gas	mm	Ø 22.2 (Brazing)		Ø 28.6 (Brazing)			
Max. piping length	m	70 (equivalent length 90 m)						
Max. level difference	m	50						

Note:
^{*1}. Indoor temp.: 27°CDB, 19°CWB / outdoor temp.: 35°CDB / Equivalent piping length: 7.5 m, level difference: 0 m.
^{*2}. Anechoic chamber conversion value, measured at a point 1 m in front of the unit at a height of 1.5 m.
 During actual operation, these values are normally somewhat higher as a result of ambient conditions and oil recovery mode.
 When there is concern for noise the surrounding area such as residences, we recommend investigating the installation location and taking soundproofing measures.
^{*3}. The value is the external static pressure with standard pulley.

DUCT TYPE

Model Name	Indoor unit		FDR200PY1(4)		FDR250PY1(4)		FDR400PY1(4)		FDR500PY1(4)	
	Outdoor unit		RZUR200PY1(4)		RZUR250PY1(4)		RZUR400PY1(4)		RZUR500PY1(4)	
Cooling capacity ¹ (Max.)	Btu/h		68,000 (74,000)		91,000 (96,000)		136,000 (150,000)		171,000 (176,000)	
	kW		20.0 (21.7)		26.7 (28.1)		40.0 (44.0)		50.0 (51.6)	
Power consumption ¹	kW		8.06		10.39		17.86		26.74	
Indoor unit	Power supply		3 Phase, 380-415 V, 50 Hz							
	Colour		Galvanized Steel							
	Air flow rate (H)	m ³ /min	78				166			
		cfm	2,750				5,860			
	External static pressure ³	Pa	98							
	Fan	Motor output	3Ø AC 1.5kW				3Ø AC 3.7kW			
		Drive	Belt drive							
	Dimensions (H×W×D)	mm	500×1,330×850				625×1,980×850			
	Machine weight	kg	108				191			
	Sound level	dB(A)	53				60			
Drain	mm	PS 3/4B Internal thread				PS 1B Internal thread				
Outdoor unit	Power supply		3 Phase, 380-415 V, 50 Hz							
	Colour		Ivory white							
	Compressor	Type	Hermetically sealed scroll type							
		Motor output	kW	3.4×1		4.5×1		(3.5×1)+(3.5×1)		(4.9×1)+(4.2×1)
	Air flow rate (H)	m ³ /min	178				257			
	Dimensions (H×W×D)	mm	1,657×930×765				1,657×1,240×765			
	Machine weight	kg	175		185		260		291	
	Sound level ²	dB(A)	56		57		60		65	
	Operation range	°CDB	10 to 49							
	Refrigerant charge	kg	5.9		6.7		8.2		11.7	
Refrigerant Piping	Liquid	mm	Ø 9.5(Brazing)				Ø 12.7 (Brazing)		Ø 15.9 (Brazing)	
	Gas	mm	Ø 19.1 (Brazing)		Ø 22.2 (Brazing)		Ø 28.6 (Brazing)			
Max. piping length	m	70 (equivalent length 90 m)								
Max. level difference	m	50								

Note:
^{*1}. Indoor temp.: 27°CDB, 19°CWB / outdoor temp.: 35°CDB / Equivalent piping length: 7.5 m, level difference: 0 m.
^{*2}. Anechoic chamber conversion value, measured at a point 1 m in front of the unit at a height of 1.5 m.
 During actual operation, these values are normally somewhat higher as a result of ambient conditions and oil recovery mode.
 When there is concern for noise the surrounding area such as residences, we recommend investigating the installation location and taking soundproofing measures.
^{*3}. The value is the external static pressure with standard pulley.

Option

FLOOR STANDING TYPE

Option	Direct Air Blow	Duct Connection		
	FVGR-PV1(4)	FVPR250PY1(4)	FVPR400PY1(4)	FVPR500PY1(4)
Discharge grill plenum chamber (Including pulley and belt)	—	BPCV10P	BPCV16P	BPCV20P

CONTROL SYSTEM

Option	FVGR-PV1(4)	FVPR-PY1(4)	FDR-PY1(4)
Simplified remote controller	—	—	BRC2E61
Navigator remote controller	—	—	BRC1E63
Wiring adaptor for electrical appendices (Group control adaptor)	—	KRP4AA51 ★	—
Adaptor for wiring (operation status output)	—	BRP11B61	—
Remote sensor (for indoor temperature)	—	BRCS01A-1	—
Mounting plate for adaptor PCB	—	—	BRP45A ☆

Note:
 Mounting plate ☆ is necessary for each adaptor marked ★.